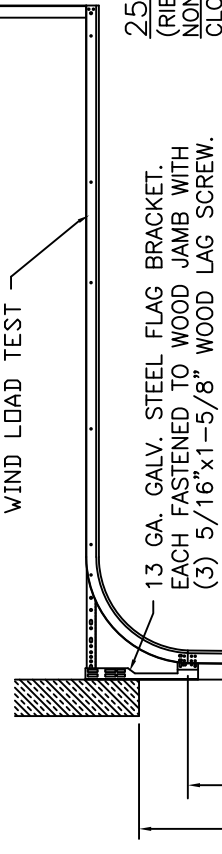


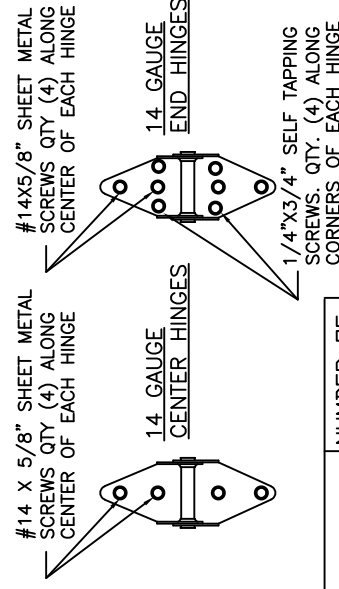
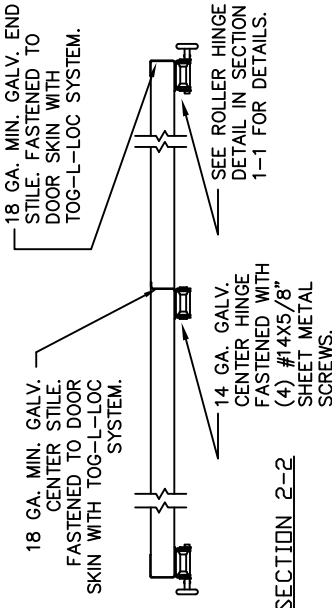
9'-0" WIDE OPENING X 8'-0" HIGH

HORIZONTAL TRACK NOT REQ'D. FOR WIND LOAD TEST

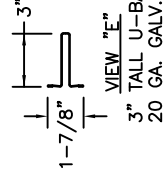
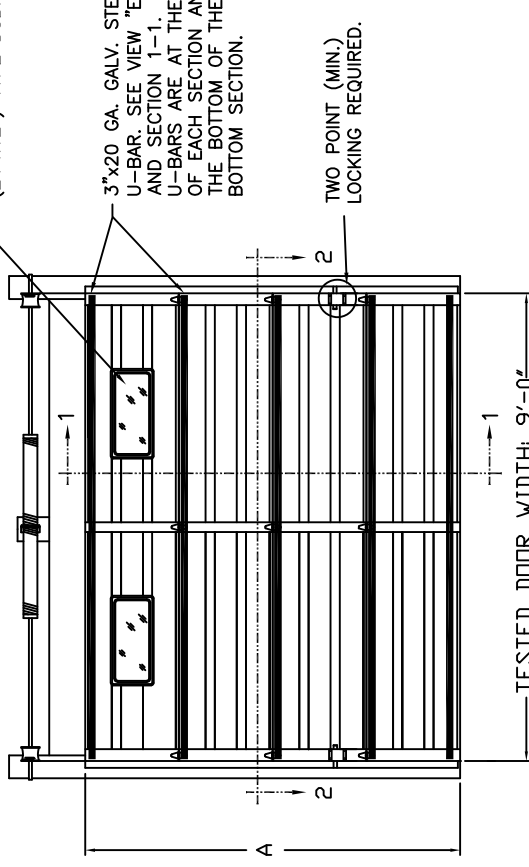


DOOR WIDTH	UP TO 9'-2"
NUMBER OF CENTER STILES	1

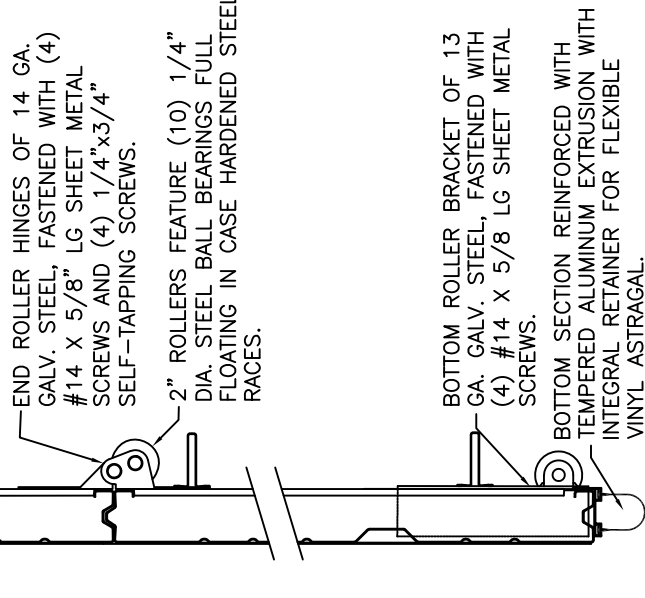
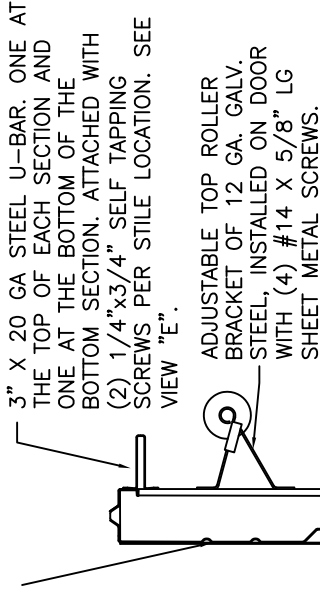
SIDE ELEVATION STANDARD-LIFT TRACK DETAILS



DOOR HEIGHT 'A'	8'-0"
NUMBER OF SECTIONS	4



SECTIONS ARE 1-7/8" THK PANELS ROLL FORMED OF 0.022" MIN. HOT DIPPED GALVANIZED STEEL.



SECTION 1-1

DESIGN LOAD: +30.0 PSF, -30.0 PSF. TEST LOAD: +45.0 PSF, -45.0 PSF.

NOTICE: Confidential/Proprietary information of CLOPAY BUILDING PRODUCTS CO. is contained herein and may not be disclosed, used, duplicated, made available, or distributed without its prior consent. Failure to observe this notice may result in liability for any damages and losses resulting therefrom.

Third Angle Projection

Unless Stated Otherwise TOLERANCES are
 0 = ± .031
 .00 = ± .015
 .000 = ± .005
 .0000 = ± .001
 Degrees = ± 1/2"

Unless Stated Otherwise DIMENSIONS ARE IN INCHES.

MANUFACTURING PRODUCT CODE: MPC: C-PAN-1E458

PART NO.: N/A

CLOPAY WINDLOAD RATING W5-30

8585 Duke Boulevard Mason, OH 45040 USA Tel. No. 513-770-4800 Fax No. 513-770-4853

DESCRIPTION: 525W5, 9'0" WIDE

DRAWN BY: SH DATE: 01/06/21 SCALE: N/A DWG. B

CHECKED BY: SH DATE: 01/06/21 SHEET 1 OF 1 SIZE B

DWG. NO.: 105676 REV. NO. A

REVISIONS

REV. NO.	ZONE	DATE	ECN NO.	APPVD:	DESCRIPTION
A	-	1/11/21	--	SH	AS TESTED PER REPORT 21-001.